




TOTAL
PADEL COURTS

BUILDING THE FUTURE OF PADEL



ELITE COURT

Designed to be seen

From premium clubs to competition venues, Elite stands for visibility, openness and elite performance.

DESIGNED TO BE SEEN ENGINEERED FOR ELITE PLAY

A Super Panoramic padel court designed for visibility, performance and premium environments.

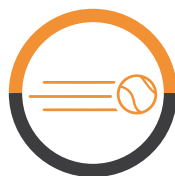
The Elite Court is designed for environments where **visibility and experience** are as important as the game itself. Its **super panoramic design** enhances openness and sightlines, creating a clear and immersive playing environment for competitions, events and high-profile clubs.

Selected by premium clubs and competitive venues across Europe, the Elite Court represents the balance between technical precision and visual impact. Each court is designed and manufactured in Europe to meet the demands of elite-level padel environments.



Visibility

Super Panoramic glass configuration designed to maximise openness and **spectator experience.**



Performance

Engineered to deliver **stable and consistent play** under competitive conditions.



Premium

Designed for **clubs, events and flagship installations** where presentation matters.

ENGINEERING & STRUCTURE

Specification	Value
Structure Material	S-235 JR Steel
Surface Protection	Hot-Dip Galvanized + Powder
Frame System	Self-supporting welded steel frames
Steel Sections	60×20×2 mm / 120×40×3 mm
Glass Thickness	12mm Tempered
Glass Standards	UNE-EN 12150-2 / UNE-EN 14179-2
Anchoring System	M12 Stainless Steel Anchors
Court Height	4 m (back) / 3 m (sides)

Engineered with precision and structural clarity

The Elite Court is built around a **precisely engineered steel frame system**, factory-welded to ensure **dimensional accuracy and clean structural lines**. Every component is designed to work as a single load-bearing structure, optimising **alignment, stability and Super Panoramic visibility**.

MATERIALS & FINISHING

Every Elite Court is protected through a **multi-stage surface treatment process** designed to ensure **consistent surface quality** and reliable performance in premium installations. All finishing stages are carried out under **controlled industrial conditions**, supporting a clean and precise final appearance.



Zinc Primer

A zinc primer layer is applied by electrostatic process to improve adhesion and protect against oxidation and corrosion.



Painting

The steel structure is finished through an electrostatic painting process, applied by automated equipment and cured at 200°C, creating a uniform surface.



Polymerisation

The polymerisation phase stabilises the coating through heat, contributing to coating integrity and protection against environmental exposure.



TURF & LIGHTING


The Elite Court combines **high-quality playing surfaces** with a **powerful LED lighting system**, ensuring **clear visibility** and a refined playing experience in competitive and premium environments.

Turf Systems

The court can be equipped with different **artificial turf systems**, selected according to playing style, usage intensity and installation requirements.


Fibrillated Turf

Offering balanced gameplay and good performance in **variable weather conditions**, suitable for **all levels of play**.




Monofilament Turf

Designed to provide a **faster playing pace** and consistent ball response, widely used in professional installations.



Textured Turf

With dense stitching and reduced pile height, contributing to **controlled gameplay** and stable footing.



LED Lighting

The Elite Court is equipped with 8 LED floodlights per court, each rated at 200 W, providing uniform illumination across the playing area.

Power Output	200 W
Luminous flux	16,000 lumens
Protection rating	IP65
Light colour	Neutral white
Installation	Integrated court structure

SAFETY & CERTIFICATIONS

European Standards Compliance

All glass panels and structural components are manufactured and tested according to **current European regulations**, guaranteeing controlled behaviour and safe performance during use.

UNE-EN 12150-2 — Tempered safety glass | UNE-EN 14179-2 — Heat Soak Test (tempered glass)

Certified for Competitive and Public Use

The Elite Court meets the technical requirements established by recognised padel and sports organisations, supporting its use in **competitive environments, premium clubs and event-focused installations**.



Integrated Safety Elements

Safety considerations are integrated into the court design through **tempered glass panels, secure anchoring systems, anti-injury systems** and controlled assembly tolerances, contributing to **stable and predictable behaviour during play**.

All components are manufactured using CE-certified materials, ensuring traceability and consistency across all Elite Court installations.

PROJECTS & TESTIMONIALS

The Elite Court is trusted by **premium clubs, competition venues and event-focused facilities**, where **visibility and presentation** are essential.



“The balance between design and structure is very well resolved. The court feels solid, clean and visually integrated into the space.”

Alfonso, AI Padel Owner



AI Padel - Verbier

“We will work with this company again on future projects, their quality is outstanding.”

Katrina, Partner



Torremuelle Racket Center





Contact Information



Norwich, UK
serving nationwide



sales@totalpadelcourts.co.uk



+44 07724 645104